



1 28  
 2596.98 0.18%  
 7589.58 0.08%  
 0.45%  
 2997.67 0.19%  
 12 PPI 0.9  
 11 1.8  
 2600  
 2018 12  
 1.9%  
 2018 4426  
 2018 4.6%  
 14%  
 200 14%  
 9% 18%  
 600 0.97% 1 3

分析师：袁晨

执业证书号：S1490516090003

			%
	2596.98	(4.75)	(0.18)
	7589.58	(5.87)	(0.08)
300	3183.78	(0.69)	(0.02)
	4954.63	9.36	0.19
	1259.74	(5.75)	(0.45)
	27576.96	7.77	0.03
	10882.50	8.83	0.08
			%
100	3380.02	(2.09)	(0.06)
500	4307.22	(11.22)	(0.26)
800	3365.22	(2.65)	(0.08)
			%
IF	3,185.20	1.42	(0.11)
IF	3,189.00	5.22	(0.13)
IF	3,184.80	1.02	(0.09)
IF	3,168.40	-15.38	(0.09)
			%
-	24,528.22	(208.98)	(0.85)
	7,085.69	(79.17)	(1.12)
225	20,649.00	(124.56)	(0.60)
FISE	6,747.10	(62.12)	(0.92)
DAX	11,210.31	(71.48)	(0.64)
			%
	95.756	(0.063)	(0.07)
	6.747	(0.047)	(0.69)
/	1.143	0.002	0.17
/	109.340	(0.200)	(0.18)
/	1.316	(0.004)	(0.30)
			%
USD/oz	1308.70	4.50	0.35
	59.95	(1.64)	(2.66)
LME	5989.00	(67.00)	(1.11)
LME	1868.00	(52.00)	(2.71)
CBOT	518.50	(1.50)	(0.29)
CBOT	379.75	(0.50)	(0.13)

业绩预告注意避险 精选标的布局反弹



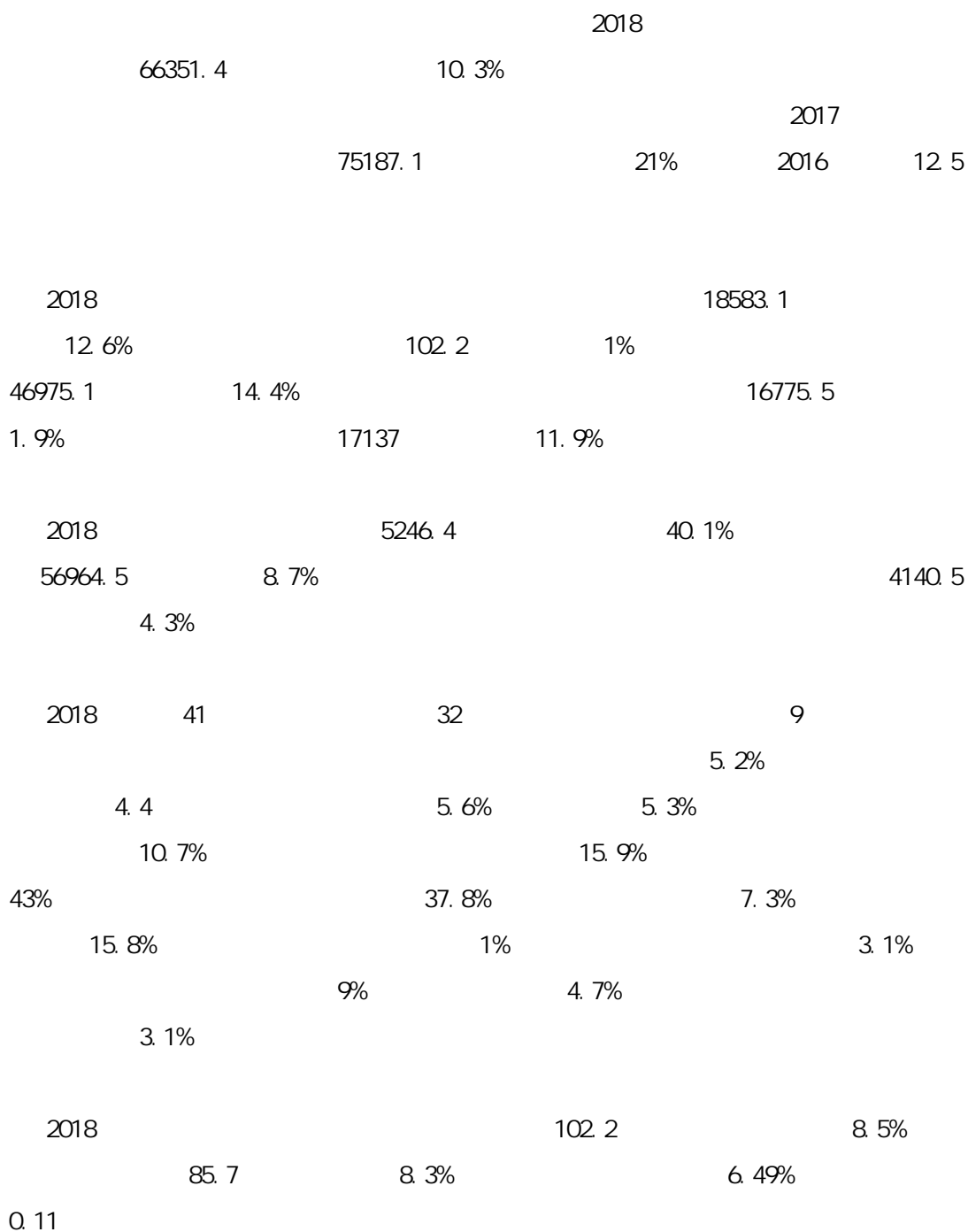
1	28			2596.98
0.18%		7589.58	0.08%	0.19%
0.45%		2997.67		

29



		2018		66351.4	
10.3%	2018	12		1.9%	11
0.1					
		PPI	12	PPI	0.9
1.8				2600	11

➤ 统计局：中国 2018 年 12 月规模以上工业企业利润同比下降 1.9%



2018		113.4	6.1%
64.1	5.2%	49.3	7.2%
56.5%	0.5		

2018		14.3	8.6%
43119.1	7.4%		

2018			83.88
0.2		8.7	0.02
	93.3	1.6	128.7
		17.2	14.5
			47.4
0.3			

2018	12		6808.3	1.9%
11	0.1			

➤ 海南十二个先导性项目稳步推进

1 27

"

"

"

12

"

12

HNFT

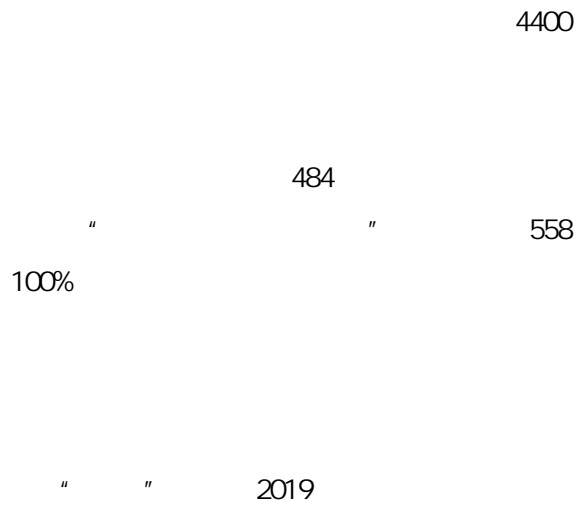
2019 1 1

92

FT

1000






➤ **广东省政府工作报告：积极争取创业板注册制改革、自贸试验区扩区**

1 28

" "

➤ **国家能源局：2018 年光伏发电新增装机 4426 万千瓦，将尽快出台补贴标准**



		4426	2017	
			2330	2096
	12		1.74	12384
		5061		
1 28			2018	
12398				
[ ]		2018		2019
[ ]			18	
	1.74	1		
2019				
2019				

➤ 国际钢铁协会：2018 年全球粗钢产量增加 4.6%，因中国等地产量劲增







2	15						
57		3					2
15							
	2018		1.34		2017	5500	
		Steven Zeng	2019			1.4	
			1.25			1.4	
			143			143.6	
EPS2.55	2.99		2019	EPS	11.75-12.75		
12.73			2009				7.5
			58		305		
15							
			17.5		14.5		
	Versum Materials						
80							
2	18						
			DAX	0.63%	11210.31		CAC40
0.76%	4888.58		100	0.91%	6747.1		
	600	0.97%	1	3			

				27
			3 29	
	1.5%			
		0.02%	2177.30	
225		0.6%	20649.00	
	NZX50	0.04%	9,114.52	
		0.03%	27576.96	0.8%
0.08%			1.9%	4.1%
	9.4%			
939.6			1064	

	6		6 5%
15%			
	6		6
5% 15%			
	6		6 5%
-5% 5%			
	6		
15%			